

Sketchnoting in the Classroom

For teachers and pupils

Contact us for support to use sketchnoting in your classroom.


2 Identify key points



Get pupils to decide on key points to feature in the sketchnote

1


Do Your Research




Decide what your sketchnote will focus on & what the learning objective will be

3

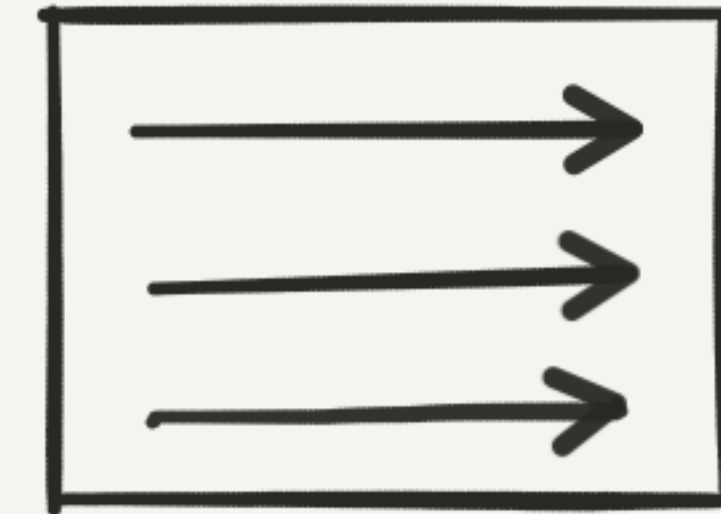
Decide on a structure



LINEAR



RADIAL



HORIZONTAL

4 Create illustrations icons or diagrams




PENCIL




LAPTOP



PEOPLE



PATH



MODULAR

Choose a structure that suits your content. Always a clear structure!

5

Grow your style!

Get inspired, make your sketchnotes say something about you.

Illustrations enhance content but can be very simple.